

S-class shares

Contact us 020 7399 0399 ram@rathbones.com

Rathbone Strategic Growth Portfolio

Investment objective

We aim to deliver a greater total return than the Consumer Price Index (CPI) measure of inflation + 3%, after fees, over any rolling five-year period by investing with our Liquidity, Equity-type risk and Diversifiers (LED) framework. There is no guarantee that this investment objective will be achieved over five years, or any other time period. Total return means the return we receive from the value of our investments increasing (capital growth) plus the income we receive from our investments (interest and dividend payments). We use the CPI + 3% as a target for our fund's return because we aim to grow your investment above inflation.

The fund seeks a level of volatility that is two-thirds of the volatility of the FTSE Developed stock market index (or up to 10% above or below this level). As an indication, if global stock markets fall our fund value should be expected to fall by around two-thirds of that amount. Because we measure volatility over a five-year period, some falls may be larger or smaller over shorter periods of time. We aim to limit the amount of volatility risk our fund can take because we want our investors to understand the risk they are taking in terms of the global stock market.

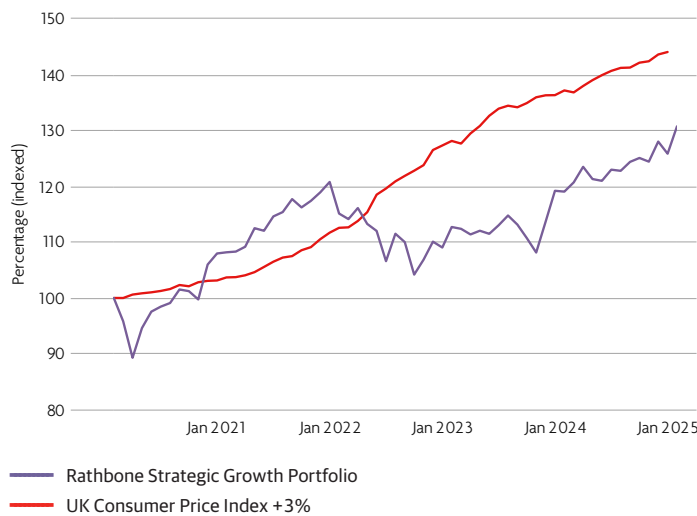
Fund facts

Authorised Corporate Director (Manager) Rathbones Asset Management Limited
Depository NatWest Trustee and Depository Services
Product Type Single-priced, Open-Ended Investment Company (OEIC), umbrella fund
Date launched/launch Price 10 June 2009/100p (fund) 01 October 2012 (share class)
Size of fund Mid-market: £3,405.13m
Share price Inc: 186.41p Acc: 224.13p
Historical distribution yield Inc: 1.90%/Acc: 1.87%
Total no. of holdings 106
Initial charge None
Ongoing charges figure* (OCF) as at 30.09.2024 Inc: 0.55%/Acc: 0.55%
Minimum initial investment £1,000
Minimum additional investments £500
Fund codes Sedol (Inc): B86NX65 Sedol (Acc): B86QF24 ISIN (Inc): GB00B86NX655 ISIN (Acc): GB00B86QF242

Dealing/valuation

Forward daily: 9.00am-5.00pm
Valuation point: 12.00 midday
Dealing/valuation: 0330 123 3810
Information line: 020 7399 0399

Fund performance over 5 years



31 January 20 to 31 January 25, mid-mid, UK base rate in UK Sterling, percentage change.

S-class fund performance and volatility

Data as at 31.01.25	YTD	1 year	3 years	5 years	Since launch
Rathbone Strategic Growth Portfolio	3.89%	9.81%	13.56%	30.71%	194.32%
UK Consumer Price Index +3%	0.63%	5.67%	28.74%	44.88%	150.58%
Volatility as % of FTSE Developed Index*				69.74%	64.36%

Discrete performance, to previous quarter. 12 months ending:	Dec 24	Dec 23	Dec 22	Dec 21	Dec 20
Rathbone Strategic Growth Portfolio	5.57%	9.31%	-9.72%	11.86%	6.94%
UK Consumer Price Index +3%	5.65%	7.06%	13.97%	8.30%	3.39%

Risk analysis	Max drawdown**	Sharpe ratio**	Volatility**	Turnover***
Rathbone Strategic Growth Portfolio	-13.73	0.18	9.22%	72.40%
FTSE Developed Index	-15.48	-	13.22%	

Performance shown net of all fund fees. Data using prices as at 31.01.2025. UK Consumer Price Inflation figures quoted with a one month lag. Past performance should not be seen as an indication of future performance. The value of investments and the income from them may go down as well as up and you may not get back your original investment.

Management



David Coombs
Fund Manager, Head of Multi-Asset Investments

David heads our multi-asset investments team, which manages the Rathbones Multi-Asset and Rathbones Greenbank Portfolio funds. He joined Rathbones in 2007 after spending 19 years with Baring Asset Management, where he managed multi-asset funds and segregated mandates. He began his career with Hambros Bank in 1984.



Will McIntosh-Whyte
Fund Manager

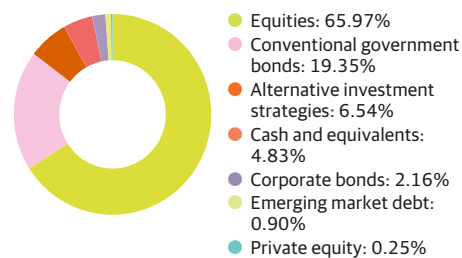
Will manages the Rathbones Multi-Asset and Rathbones Greenbank Portfolio funds. He joined Rathbones' charities team in 2007 and was made investment manager in 2011, running institutional multi-asset mandates. Joining our multi-asset investments team in 2015, he was made a fund manager in July 2019. Will is a Chartered Financial Analyst (CFA) charterholder and graduated from the University of Manchester Institute of Science and Technology with a BSc Hons in Management.

Fund ratings & awards

Morningstar Medalist Rating Data Coverage Percent 100
Morningstar Medalist Rating Analyst Driven Percent 100

Asset class split

Data as at 31.01.25



Distributions per share

	Ex div	Payment	Latest distributions
Interim	01 Jan 25	28 Feb 25	0.78p (est)
Final	01 Oct 24	30 Nov 24	0.86p
Interim	01 Jul 24	31 Aug 24	1.00p
Interim	01 Apr 24	31 May 24	0.90p

Year end 30 September

Historic distributions based on Inc shares

You should know

Important information

Copies of the Prospectus, the Key Investor Information Document (KIID), the Supplementary Information Document (SID), and application forms may be obtained, free of charge, from Rathbones Asset Management Limited.

The use of derivatives for investment purposes may increase the volatility of a sub-fund's net asset value and may increase its risk profile.

Emerging markets are volatile and may suffer from liquidity problems. Changes in rates of exchange between currencies may cause the value of investments to decrease or increase.

Details of tax levels and reliefs may change in the future. The value of any tax relief depends on individual circumstances. If you have doubts about your tax position, or the suitability of this investment, you should seek professional advice.

As the Manager's annual fee is taken from capital, that capital may be eroded or growth restricted to the extent of the charge and that, while there may as a result be a reduction in liability for Capital Gains Tax, there will be some increase in Income Tax liability for tax paying shareholders.

Information notes

If you require clarity on any of the terms used in this factsheet then please refer to our Supplementary Information Document for further explanation.

^The ongoing charges figure (OCF) includes the Annual Management Charge and all appropriate costs that may be deducted from the fund's assets, in line with current regulatory and industry guidance. Where appropriate, the OCF may include a synthetic element relating to the costs incurred in underlying collective investment undertakings, where permitted by the Prospectus. The OCF is included in the Annual or Interim report and are calculated biannually.

*(Targeting ≤66.67%).

Source performance data FE fundinfo, mid to mid, net income re-invested. This is net of expenses and tax. Data using prices as at 31.01.2025. UK Consumer Price Inflation figures quoted with a one month lag. S-class shares were launched on 01 October 2012. Performance is a combination of S-class units and R-class units (where S-class was unavailable). R-Class was discontinued on 25 January 2024. The volatility as a percentage of the FTSE Developed Index figures are calculated using monthly data. **Volatility, Sharpe Ratio and Maximum Drawdown given on a 5 year rolling basis. Sharpe Ratio calculated using a Risk Free Rate based on SONIA. ***Turnover is calculated on a 1 year rolling basis.

Rathbone Multi-Asset Strategic Growth Portfolio Benchmark

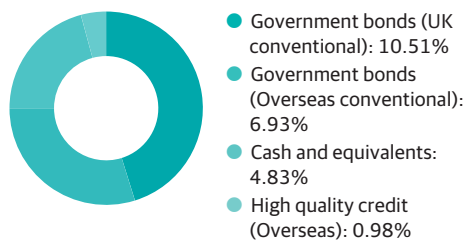
Our benchmarks are calculated on the rate of change of the CPI index, over different time periods (e.g. if we were calculating year to date figures in January 2013, we would look at the percentage change from December 2012 to the end of January 2013). So we take CPI to the current value, and add on the 3% prorated over a year (roughly 0.25% per month). If the CPI Index benchmark were to fall, more than the amount pro-rata, the benchmark year-to-date will be negative, even though inflation as reported by the media (calculated specifically as a 12M rate of change), remains positive.

© 2025 Morningstar. All Rights Reserved. The information contained herein: (1) is proprietary to Morningstar and/or its content providers; (2) may not be copied or distributed; and (3) is not warranted to be accurate, complete or timely. Neither Morningstar nor its content providers are responsible for any damages or losses arising from any use of this information. Past performance is no guarantee of future results. Rating update as of 29/02/2024

Dynamic Planner® is a registered trademark of Distribution Technology.

Liquidity

Currently 23.25% of total fund (range 5%-40%)

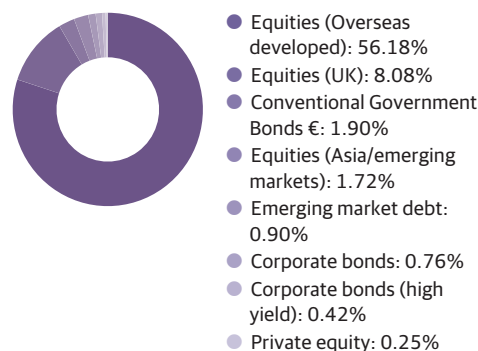


Top holdings

Top holdings	%
Cash	4.83
Treasury 7/8% Green Gilt 31/07/2033	4.68
US Treasury Notes 1.875% 15/02/2032	2.92
Treasury 1.125% 31/01/2039	1.89
Treasury 1.5% 22/07/2047	1.82
Treasury 1.5% 31/07/2053	1.43
Australia Treasury 1% 21/11/2031	1.29
European Investment Bank 2.75% 16/01/2034	0.98
New Zealand 4.25% 15/05/2034	0.94
New Zealand 3% 20/04/2029	0.93

Equity-type risk

Currently 70.21% of total fund (range 40%-80%)



Top direct holdings

Top direct holdings	%
Portugal 1.65% 16/07/2032	1.90
Alphabet	1.16
Microsoft	1.14
Amazon	1.03
Sony	1.00
Visa	1.00
Boston Scientific	0.98
Morgan Stanley	0.97
Mastercard	0.97
Dexcom	0.96

Diversifiers

Currently 6.54% of total fund (range 0%-40%)



Top holdings

Top holdings	%
Société Générale US Rates Volatility Note	2.16
Bank of America European Catapult Strategy	1.68
JP Morgan 5.1% Dispersion Cert Oct 25	1.37
Citi Commodity Curve Note June 2026	1.32