

## S-class shares

Contact us 020 7399 0399 ram@rathbones.com

# Rathbone Greenbank Total Return Portfolio

## Investment objective

We aim to deliver a greater total return than the Bank of England's Base Rate + 2%. There is no guarantee that this investment objective will be achieved over three years, or any other time period. Total return means the return we receive from the value of our investments increasing (capital growth) plus the income we receive from our investments (interest and dividend payments). We use the Bank of England's Base Rate + 2% as a target for our fund's return because we aim to provide a return in excess of what you would receive in a UK savings account. There is no guarantee that we will achieve a total return over a three-year, or any, time period. This is an investment product, not a cash savings account. Your capital is at risk.

We aim to deliver this return with no more than one-third of the volatility of the FTSE Developed stock market index. As an indication, if global stock markets fall our fund value should be expected to fall by around one-third of that amount. Because we measure volatility over a three-year period, some falls may be larger or smaller over shorter periods of time. We aim to limit the amount of volatility risk our fund can take because we want our investors to understand the risk they are taking in terms of the global stock market.

## Sustainable multi-asset investing

Sustainable investing means different things to different people. For us, sustainable investing is about long-term value creation for investors, society and the environment. We want to have a clear and unambiguous approach to sustainable investing so investors can establish the fund's alignment with their own values. This fund invests in companies that operate sustainably and are committed to helping achieve the United Nations Sustainable Development Goals. We avoid companies that fail our rigorous sustainability criteria. We believe that companies displaying strong environmental, social and governance policies and practices are likely to be well positioned to deliver long-term value for investors. As shareholders we work with companies to encourage best practice and highlight any concerns we have. Full details of our approach to sustainability are contained within our Sustainability Process brochure.

## Sustainability analysis by Greenbank

The fund's sustainability investment criteria are applied by Greenbank's ethical, sustainable and impact research team using their decades of experience in the field of sustainable investment. These criteria are detailed in full in the Sustainability Process document, but they have been agreed between the fund managers and the team at Greenbank, who will be the final arbiters of the eligibility of assets for inclusion in the funds. Corporate engagement is a crucial leg to the process, and involves the participation of both the fund managers and a dedicated corporate governance team, when scrutinising policies and management teams. For more information on the team and fund, please refer to our brochure.

## Fund facts

**Authorised Corporate Director (Manager)**  
Rathbones Asset Management Limited

**Depository**  
NatWest Trustee and Depository Services

**Product Type**  
Single-priced, Open-Ended Investment Company (OEIC), umbrella fund

**Date launched/launch price**  
29 March 2021/100p

**Size of fund**  
Mid-market: £36.82m

**Total no. of holdings**  
121

## Charges

**Initial charge**  
None

**Annual management charge (AMC)**  
0.50%

**Ongoing charges figure\* (OCF) as at 31.12.2023**  
Inc: 0.65%/Acc: 0.65%

## Manager ratings and awards



## Management



**Will McIntosh-Whyte**  
Fund Manager

Will is responsible for managing the Greenbank Multi-Asset Portfolio funds and Rathbones Multi-Asset Portfolio funds. He joined the charities team at Rathbones in 2007, and was appointed as an investment manager in 2011, running institutional multi-asset mandates. He has been with the Multi-Asset team since 2015. Will graduated from the University of Manchester Institute of Science and Technology with a BSc Hons in Management, and is a CFA Charterholder.



**David Coombs**  
Fund Manager, Head of Multi-Asset Investments

David heads our multi-asset investments team, which manages the Rathbones Multi-Asset and Rathbones Greenbank Portfolio funds. He joined Rathbones in 2007 after spending 19 years with Baring Asset Management, where he managed multi-asset funds and segregated mandates. He began his career with Hambros Bank in 1984.

## Fund ratings



## S-class fund performance

Data as at 30.06.24	YTD	1 year	3 years	Since launch
Rathbone Greenbank Total Return Portfolio	1.39%	5.73%	-0.97%	0.59%
Bank of England Base Rate +2%	3.60%	7.30%	15.61%	16.23%

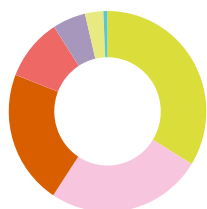
Discrete performance, to previous quarter. 12 months ending:	Jun 24	Jun 23	Jun 22	Jun 21	Jun 20
Rathbone Greenbank Total Return Portfolio	5.73%	-0.66%	-5.72%	-	-
Bank of England Base Rate +2%	7.30%	5.22%	2.41%	-	-

Performance shown net of all fund fees. Data using prices as at 30.06.2024. Past performance should not be seen as an indication of future performance. The value of investments and the income from them may go down as well as up and you may not get back your original investment.

Morningstar Medalist Rating Data Coverage Percent  
80  
Morningstar Medalist Rating Analyst Driven Percent  
10

## Asset class split

Data as at 30.06.24



- Equities: 33.79%
- Conventional government bonds: 25.47%
- Corporate bonds: 21.68%
- Alternative investment strategies: 9.98%
- Cash and equivalents: 5.41%
- Index-linked bonds: 3.00%

## Distributions per share

	Ex div	Payment	
Interim	01 Jul 24	31 Aug 24	0.79p (est)
Interim	01 Apr 24	31 May 24	0.55p
Interim	01 Jan 24	29 Feb 24	0.56p
Interim	01 Oct 23	30 Nov 23	0.50p

Year end 30 June

Historic distributions based on Inc shares

## You should know

### Important information

Copies of the Prospectus, the Key Investor Information Document (KIID), the Supplementary Information Document (SID), and application forms may be obtained, free of charge, from Rathbones Asset Management Limited.

The use of derivatives for investment purposes may increase the volatility of a sub-fund's net asset value and may increase its risk profile.

Emerging markets are volatile and may suffer from liquidity problems. Changes in rates of exchange between currencies may cause the value of investments to decrease or increase.

Details of tax levels and reliefs may change in the future. The value of any tax relief depends on individual circumstances. If you have doubts about your tax position, or the suitability of this investment, you should seek professional advice.

As the Manager's annual fee is taken from capital, that capital may be eroded or growth restricted to the extent of the charge and that, while there may as a result be a reduction in liability for Capital Gains Tax, there will be some increase in Income Tax liability for tax paying shareholders.

### Information notes

If you require clarity on any of the terms used in this factsheet then please refer to our Supplementary Information Document for further explanation.

^The ongoing charges figure (OCF) includes the Annual Management Charge and all appropriate costs that may be deducted from the fund's assets, in line with current regulatory and industry guidance. Where appropriate, the OCF may include a synthetic element relating to the costs incurred in underlying collective investment undertakings, where permitted by the Prospectus. The OCF is included in the Annual or Interim report and are calculated biannually.

Source performance data FE fundinfo, mid to mid, net income re-invested. This is net of expenses and tax. Data using prices as at 30.06.2024.

Dynamic Planner® is a registered trademark of Distribution Technology.

© 2024 Morningstar. All Rights Reserved. The information contained herein: (1) is proprietary to Morningstar and/or its content providers; (2) may not be copied or distributed; and (3) is not warranted to be accurate, complete or timely. Neither Morningstar nor its content providers are responsible for any damages or losses arising from any use of this information. Past performance is no guarantee of future results. Rating update as of 30/04/2024

## Liquidity

Currently 46.12% of total fund (range 10%-50%)



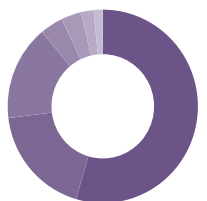
- Government bonds (UK conventional): 19.84%
- High quality credit (Overseas): 10.88%
- Cash and equivalents: 5.41%
- Government bonds (Overseas conventional): 4.14%
- Government bonds (UK index-Linked): 3.00%
- High quality credit (UK): 2.85%

### Top holdings

	%
Treasury 7/8% Green Gilt 31/07/2033	6.62
Cash	5.41
Treasury 0.625% 07/06/2025	3.93
European Investment Bank 3.75% 14/02/2033	3.66
IBRD 0.875% 14/05/2030	3.51
Treasury 1.125% 31/01/2039	3.26
New South Wales Treasury 2.5% 22/11/2032	3.13
Treasury 0.375% 22/10/2026	3.04
Treasury 3/4% Index-linked Stock 22/03/2034	3.00
Asian Development Bank 1.5% 4/03/2031	2.63

## Equity-type risk

Currently 43.90% of total fund (range 20%-60%)



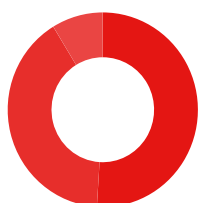
- Equities (Overseas developed): 23.95%
- Equities (UK): 8.13%
- Corporate bonds: 6.99%
- Equities (Asia/emerging markets): 1.72%
- Conventional Government Bonds €: 1.49%
- High quality credit (Overseas): 0.95%
- Specialist Credit: 0.67%

### Top direct holdings

	%
Portugal 1.65% 16/07/2032	1.49
KfW 1.125% 8/08/2025 (NOK unhedged)	0.95
National Grid	0.79
Microsoft	0.75
Roche	0.70
ASML	0.67
Merck & Co.	0.67
SSE	0.66
NVIDIA	0.65
Waste Management	0.64

## Diversifiers

Currently 9.98% of total fund (range 0%-50%)



- Actively managed strategies: 5.09%
- Active managed fixed income: 4.02%
- Portfolio protection: 0.87%

### Top holdings

	%
JP Morgan (ADB green) 4.5% Dispersion Cert Jan 26	2.61
Bank of America European Catapult Strategy	2.49
Société Générale US Rates Volatility Note	1.65
JP Morgan (ADB green) Emerging Markets FX Momentum Cert	1.19
Société Générale US Rates Volatility Trend Note	1.18
Crédit Agricole 3Yr Steepener note	0.82
Goldman Sachs S&P 500 resettable contingent put option Dec 2024	0.04
Goldman Sachs S&P 500 resettable put option Dec 2024	0.01
JP Morgan S&P Put Warrant Jul 2024	0.00
UBS S&P Put Aug24	0.00

## Dealing/valuation

Forward daily: 9.00am-5.00pm

Valuation point: 12.00 midday

Dealing/valuation: 0330 123 3810

Information line: 020 7399 0399

### Fund codes

Sedol (Inc): BMQC4Q7

Sedol (Acc): BMQC4S9

ISIN (Inc): GBO0BMQC4Q75

ISIN (Acc): GBO0BMQC4S99

### Minimum initial investment

£1,000

### Minimum additional investments

£500

Authorised and regulated by the Financial Conduct Authority

A member of the Investment Association (IA)

A member of the Rathbones Group. Registered No. 02376568

Rathbones Asset Management Limited

30 Gresham Street, London EC2V 7QN

Tel 020 7399 0000

### Information line

020 7399 0399

ram@rathbones.com

rathbonesam.com