

**S-class shares**

Contact us 020 7399 0399 ram@rathbones.com

# Rathbone Enhanced Growth Portfolio

## Investment objective

We aim to deliver a greater total return than the Consumer Price Index (CPI) measure of inflation +5%, after fees, over any rolling five-year period by investing with our Liquidity, Equity-type risk and Diversifiers (LED) framework. There is no guarantee that this investment objective will be achieved over five years, or any other time period. Total return means the return we receive from the value of our investments increasing (capital growth) plus the income we receive from our investments (interest and dividend payments). We use the CPI +5% as a target for our fund's return because we aim to grow your investment significantly above inflation.

The fund seeks a level of volatility that is the volatility of the FTSE Developed stock market index (or up to 10% above or below this level). As an indication, if global stock markets fall our fund value should be expected to fall by around that amount. Because we measure volatility over a five-year period, some falls may be larger or smaller over shorter periods of time. We aim to limit the amount of volatility risk our fund can take because we want our investors to understand the risk they are taking in terms of the global stock market.

## Management



**David Coombs**  
Fund Manager, Head of Multi-Asset Investments



David heads our multi-asset investments team, which manages the Rathbones Multi-Asset and Rathbones Greenbank Portfolio funds. He joined Rathbones in 2007 after spending 19 years with Baring Asset Management, where he managed multi-asset funds and segregated mandates. He began his career with Hambros Bank in 1984.



**Will McIntosh-Whyte**  
Fund Manager



Will manages the Rathbones Multi-Asset and Rathbones Greenbank Portfolio funds. He joined Rathbones' charities team in 2007 and was made investment manager in 2011, running institutional multi-asset mandates. Joining our multi-asset investments team in 2015, he was made a fund manager in July 2019. Will is a Chartered Financial Analyst (CFA) charterholder and graduated from the University of Manchester Institute of Science and Technology with a BSc Hons in Management.

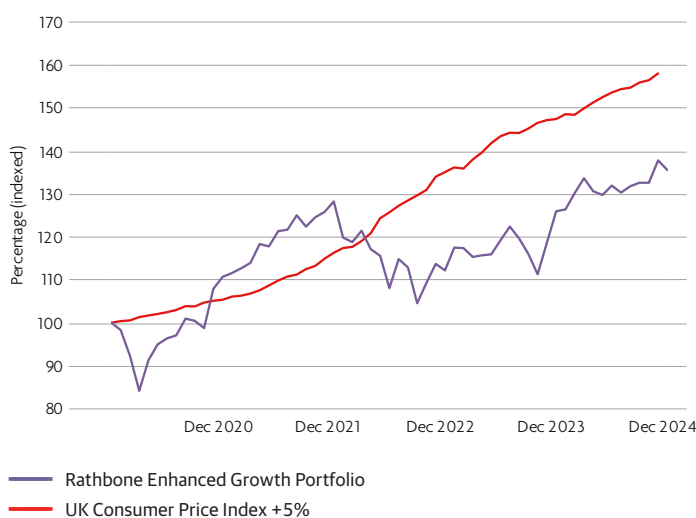
## Fund facts

<b>Authorised Corporate Director (Manager)</b>	Rathbones Asset Management Limited
<b>Depository</b>	NatWest Trustee and Depository Services
<b>Product Type</b>	Single-priced, Open-Ended Investment Company (OEIC), umbrella fund
<b>Date launched/launch Price</b>	01 August 2011/100p (fund) 01 October 2012 (share class)
<b>Size of fund</b>	Mid-market: £421.95m <sup>††</sup>
<b>Share price</b>	Acc: 265.78p
<b>Historical distribution yield</b>	1.08%
<b>Total no. of holdings</b>	90
<b>Initial charge</b>	None
<b>Ongoing charges figure* (OCF) as at 30.09.2024</b>	0.56%
<b>Minimum initial investment</b>	£1,000
<b>Minimum additional investments</b>	£500
<b>Fund codes</b>	Sedol (Acc): B7ZPKY2 ISIN (Acc): GB00B7ZPKY25

## Dealing/valuation

Forward daily: 9.00am-5.00pm  
Valuation point: 12.00 midday  
Dealing/valuation: 0330 123 3810  
Information line: 020 7399 0399

## Fund performance over 5 years



31 December 19 to 31 December 24, mid-mid, UK base rate in UK Sterling, percentage change.

**††Please note that the change in size of fund is as a result of the Luxembourg SICAV version of this fund converting from a master feeder structure to a directly managed fund. If you have any questions please contact your financial adviser.**

## S-class fund performance and volatility

Data as at 31.12.24	YTD	1 year	3 years	5 years	Since launch
Rathbone Enhanced Growth Portfolio	7.63%	7.63%	5.72%	35.60%	161.47%
UK Consumer Price Index +5%	7.70%	7.70%	36.57%	58.92%	178.66%
Volatility as % of FTSE Developed Index*				96.50%	97.42%

Discrete performance, to previous quarter. 12 months ending:	Dec 24	Dec 23	Dec 22	Dec 21	Dec 20
Rathbone Enhanced Growth Portfolio	7.63%	12.30%	-12.53%	15.86%	10.70%
UK Consumer Price Index +5%	7.70%	9.14%	16.19%	10.40%	5.40%

Risk analysis	Max drawdown**	Sharpe ratio**	Volatility**	Turnover***
Rathbone Enhanced Growth Portfolio	-18.49	0.21	12.68%	24.62%
FTSE Developed Index	-15.68	-	13.14%	

Performance shown net of all fund fees. Data using prices as at 31.12.2024. UK Consumer Price Inflation figures quoted with a one month lag. Past performance should not be seen as an indication of future performance. The value of investments and the income from them may go down as well as up and you may not get back your original investment.


## Fund ratings & awards



A collage of various fund ratings and awards logos. Key awards include: Dynamic Planner Profiled 7, Defaqto Risk Mapping 8 (High Risk), Citywire Silver, FE fundinfo Crown Fund Rating, Professional Fund Awards 2022 Winner (Best Multi-Asset Fund Risk Managed), Professional Fund Awards 2022 Winner (Multi-Asset Group of the Year), and Synaptic Risk Rating 9 (1-10). The Defaqto logo also indicates 'EXPERT RATED' for 2024.

## Asset class split

Data as at 31.12.24



## Distributions per share

	Ex div	Payment	Latest distributions
Final	01 Oct 24	30 Nov 24	1.58p
Interim	01 Apr 24	31 May 24	1.28p

Year end 30 September  
Historic distributions based on Acc shares

## You should know

### Important information

Copies of the Prospectus, the Key Investor Information Document (KIID), the Supplementary Information Document (SID), and application forms may be obtained, free of charge, from Rathbones Asset Management Limited.

The use of derivatives for investment purposes may increase the volatility of a sub-fund's net asset value and may increase its risk profile.

Emerging markets are volatile and may suffer from liquidity problems. Changes in rates of exchange between currencies may cause the value of investments to decrease or increase.

Details of tax levels and reliefs may change in the future. The value of any tax relief depends on individual circumstances. If you have doubts about your tax position, or the suitability of this investment, you should seek professional advice.

The Manager's annual fee is deducted from fund's income.

### Information notes

If you require clarity on any of the terms used in this factsheet then please refer to our Supplementary Information Document for further explanation.

<sup>^</sup>The ongoing charges figure (OCF) includes the Annual Management Charge and all appropriate costs that may be deducted from the fund's assets, in line with current regulatory and industry guidance. Where appropriate, the OCF may include a synthetic element relating to the costs incurred in underlying collective investment undertakings, where permitted by the Prospectus. The OCF is included in the Annual or Interim report and are calculated biannually.

<sup>\*</sup>(Targeting ≤100.00%).

Source performance data FE fundinfo, mid to mid, net income re-invested. This is net of expenses and tax. Data using prices as at 31.12.2024. UK Consumer Price Inflation figures quoted with a one month lag. S-class shares were launched on 01 October 2012. Performance is a combination of S-class units and R-class units (where S-class was unavailable). R-Class was discontinued on 25 January 2024. The volatility as a percentage of the FTSE Developed Index figures are calculated using monthly data. <sup>\*\*</sup>Volatility, Sharpe Ratio and Maximum Drawdown given on a 5 year rolling basis. Sharpe Ratio calculated using a Risk Free Rate based on SONIA. <sup>\*\*\*</sup>Turnover is calculated on a 1 year rolling basis.

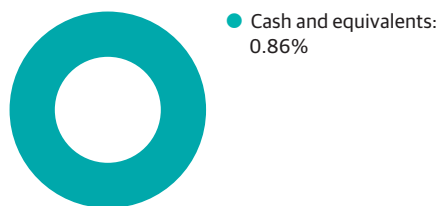
Rathbones Asset Management has achieved a Silver Rating in the Equity – Global Blend sector by Citywire for their rolling risk-adjusted performance, across all management teams in the sector, over the period 31.07.2021-31.07.2024.

Dynamic Planner<sup>®</sup> is a registered trademark of Distribution Technology.

Source and Copyright Citywire: David Coombs is plus rated by Citywire for his three year risk adjusted performance for the period 31.12.2021-31.12.2024. Will McIntosh-Whyte is plus rated by Citywire for his three year risk adjusted performance for the period 31.12.2021-31.12.2024.

## Liquidity

Currently 0.86% of total fund (range 0%-20%)



### Top holdings

Top holdings	%
Cash	0.86

## Equity-type risk

Currently 99.14% of total fund (range 70%-100%)



### Top direct holdings

Top direct holdings	%
Alphabet	1.70
Amazon	1.62
Microsoft	1.59
Sony	1.47
Shopify	1.34
TSMC	1.33
Salesforce	1.33
Ulta Beauty	1.31
London Stock Exchange	1.30
Boston Scientific	1.30

## Diversifiers

Currently 0.00% of total fund (range 0%-20%)

### Top holdings

%